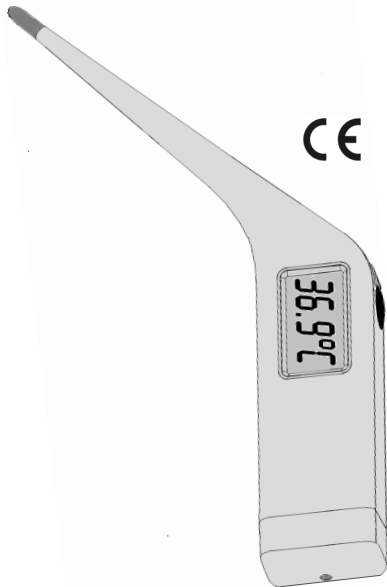


scala®

Express

Animal Thermometer SC 212

(the highest temperature is displayed after approx. 15 seconds.)



GB Instructions for use

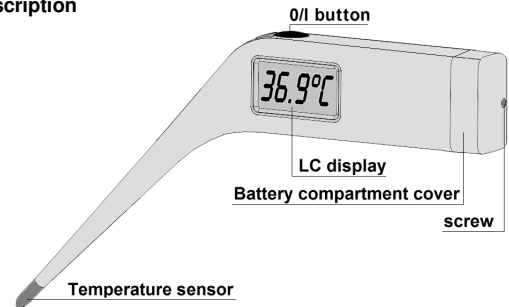
Special features

The SC 212 is a maximum thermometer, i.e. the highest temperature is displayed latest after approx. 15 seconds. The most recent measured value is always saved. The battery (1 x LR03) is good for 2000 measurements.

Safety information

- ◆ The SC 212 is suitable only for measuring animal body temperatures.
- ◆ The thermometer contains small parts (battery, etc) which could be swallowed by small children. Please keep the thermometer and its battery out of the reach of small children.
- ◆ Protect the SC 212 from direct sunshine and temperatures above 50°C.
- ◆ Never drop the SC 212, do not bend or open it (with the exception of the battery compartment for battery replacement).

Device description

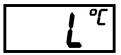


Operating manual

Press the I/O button to switch on. A short signal tone shows that the device is in the "switched on" condition.

A segment test takes place simultaneously (checks all display segments and carries out an internal function test (see under "Function test").

After this, if the temperature measured by the temperature sensor is less than 32°C, the display shows an "L" and "°C".



After around one second, the "°C" starts to blink. The „L" stands for low (less than 32°C). The current temperature is continuously displayed during measurement, and the "°C" blinks during the entire measurement time. The measurement is completed after approx. 15 seconds.

After the measurement is completed, the temperature value measured remains in the display until the SC 212 is switched off. To turn the device off after use, press the I/O button briefly. The signal tone will again be sounded. If the device is not switched off, a signal tone is sounded after approx. 3 minutes and the device then switches off automatically.

Function test

The thermometer is checked for correct functioning automatically every time it is switched on. All segments are displayed, and then L°C. If a failure (measurement inaccuracy) is recognised, "ERR" (Error) is shown in the display.

Display of last measured value

If you keep the I/O button pressed for longer than three seconds, the last measured value will be shown in the display. As soon as you release the I/O button, the device is ready to take measurements.

Cleaning and disinfection

The veterinary thermometer is watertight.

Please note that watertight does not mean that the thermometer is also tight in aggressive disinfection or solvent solutions!

The thermometer can be cleaned by wiping with any of the disinfection tissues listed below or with a moist cloth containing any of the following disinfection agents.

Disinfectant	Supplier	Use
Kodan® tissues	Schülke & Mayr	According to supplier instructions for plastic surfaces
EuroSept® Max Wipes	Henry Schein Inc.	
Medizid Rapid	Rösner-Maut by Meditrade GmbH	
Helipur® H plus N	B. Braun Melsungen	

Changing the battery:

As soon as the ☹ symbol appears in the display, the battery has run out and requires replacement. Always replace the discharged battery with one of the same type. To do this, proceed as follows:

Remove the screw at the battery compartment cover and pull the cover off the battery compartment. The battery can now be accessed. Remove the used battery and put the new battery (LR03) in. Please make sure it is the right way round. You can purchase batteries from discounters or electrical shops.



Guarantee

We give a guarantee period of 2 years from the date of purchase. We guarantee perfect design of this article. We will rectify all material or manufacturing errors during the guarantee period. The guarantee excludes damages caused by improper handling, related to the battery or to the packaging.

Specifications

Type: maximum thermometer
 Measuring range: 32.0°C to 43.9°C
 Temperature below 32.0°C: display "L" for low. Temperature above 43.9°C: display "H" for high.
 Measurement accuracy: +/- 0.1°C between 35.5°C and 42.0°C at a ambient temperature of 18°C to 28°C.
 Self-test: Automatic internal check of test value 37.0°C. In case of deviation > 0.1°C, "Err" will be displayed.
 Auto power off: after approx. 3 minutes of inactivity
 Battery type: 1 no.: AAA (LR03).
 Battery display: The ☹ shows when the battery is discharged.
 Storage temperature: 0°C to 50°C

Disposal note

Spent batteries are collected at collection points provided by battery dealers and the communities. Dispose of the thermometer as prescribed. i.e., at a collection point for electrical scrap.

Samples of temperatures

animal	age of animal	normal temperatures
cattle	young and adult animals	38,0°C – 39,5°C
pig	adult animals	38,0°C – 39,5°C
	young stock	38,0°C – 40,0°C
horse	adult animals	37,5°C – 38,0°C
	foal	37,5°C – 38,5°C
sheep	adult animals	38,5°C – 40,0°C
	lamb up to 1 year	38,5°C – 40,5°C

Explanation of symbols

	Manufacturer
	Complies with EU directives
	Product type BF
	Disposal notes
	Read the instruction manual
	Production period (MM/YY) ahr
	Complies with EU directive 2002/95/EG



Scala Electronic GmbH
 Ruhlsdorfer Straße 95
 14532 Stahnsdorf
 www.scala-electronic.com